




INDIAN GIRL



First we draw a simple shape.

We mark where the basket will go.



3



We draw the arms, hands, crown and the shoes.



We give her two long pony tails and a couple of feathers.

We finish off the details.



6



We paint her!


INDIANS ARE VERY WISE. They know Mother Earth really well. They are in great harmony with the water, animals and plants, for which they have great respect.





DOGS

We are going to draw these two dogs in three steps.





76


WHEN A DOG
WAGS ITS
TAIL, IT
MEANS THAT
IT IS HAPPY.



Now we draw another one in four steps,
starting with two simple shapes.



We continue with the legs and tail.



We mark the nose, ears
and finish off the details.



4

NOW WE CAN PAINT IT.

77



THE LANGUAGE OF COMICS

A



Look at these two children: A and B.


Child A falls over.

Child B falls over and he's dizzy, his head is spinning.

B



A




Look at these two men: A and B.

Man A takes his hat off.

Man B takes his hat off and waves.

B



WE REINFORCE THE ACTIONS (FALLING OVER, BEING DIZZY, TAKING ONE'S HAT OFF, AND WAVING) WITH LINES.

NOW LOOK!

There are many types of bubbles. Some can be filled with letters and others with symbols.



ADMIRATION,
SURPRISE, DOUBT



A QUESTION



A NOISE




A BRILLIANT IDEA



SLEEPING



Also symbols
without bubble:



LISTENING TO MUSIC



SEEING STARS WHEN ARE HIT
OR YOU FALL OVER